



Pactio Gestión

ESG REPORT

Q1 2023

Cartera:

FRPIN - Fundacion Rafael del Pino

by [QVANtech](#)

**INVESTING
EMPOWERED**

FRPIN - Fundacion Rafael del Pino

ESG REPORT

Puntuación ESG

Puntuación ESG

Análisis de la cartera ESG Score

Puntuación ESG



VISIÓN GENERAL DEL GRADO DE SOSTENIBILIDAD

La cartera tiene una puntuación ESG global de 61.51/100, calificada como media-alta en comparación con los promedios de la industria y el sector. La puntuación es el resultado de una ponderación por categoría, industria, sector, distribución de controversias, múltiples factores materiales y empresas comparables. Este indicador se puede utilizar para evaluar el rendimiento de la sostenibilidad de la cartera.

PUNTUACIÓN ESG

La puntuación ESG se calcula para cada uno de los activos subyacentes y, a continuación, se obtiene una puntuación agregada a nivel de cartera. La puntuación ESG total oscila entre 0 (bajo rendimiento ESG) y 100 (rendimiento máximo ESG). Los puntos de referencia/"benchmarks" se muestran junto a las puntuaciones.

MEDIO AMBIENTE



SOCIAL



GOBERNANZA



Alineación ESG

Análisis de los ingresos de las actividades que contribuyen a los objetivos clave de mitigación del cambio climático.

GLOBAL ESG
Revenues Alignment

41%
ESG Aligned

59%
Not ESG Aligned

FRPIN - Fundacion Rafael del Pino

ESG REPORT

Riesgo ESG

Riesgo ESG total de la cartera

Análisis del riesgo de la cartera ESG

RIESGO ESG



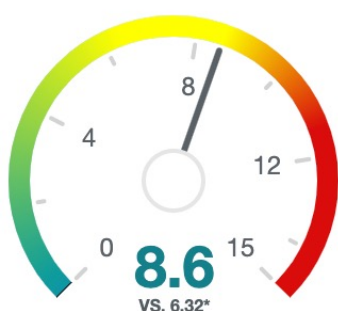
VISIÓN GENERAL DEL RIESGO ESG

El Riesgo ESG total de la cartera es de 25,30/50, calificado como Riesgo ESG medio. El Riesgo ESG es el resultado de la combinación de los tres componentes de riesgo: Riesgo Ambiental, Riesgo Social y Riesgo de Gobernanza y múltiples métricas de impacto, controversia y reputación. El valor es una medida de la resiliencia de la cartera y la 1exposición a un conjunto de riesgos y temas ESG materiales.

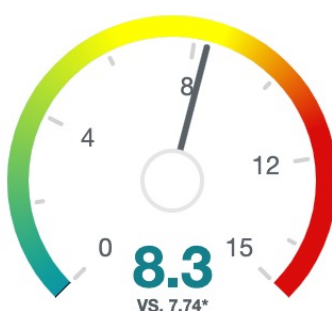
RIESGO ESG

El riesgo ESG de la cartera se calcula para cada uno de los activos subyacentes y luego se obtiene una puntuación agregada a nivel de cartera. El riesgo ESG total oscila entre **0** (bajo riesgo ESG) y **50** (riesgo ESG máximo). Los puntos de referencia se muestran junto a las puntuaciones.

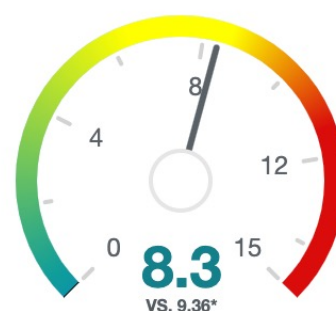
MEDIO AMBIENTE



SOCIAL



GOBERNANZA



SFDR: Principle Adverse Impact Statement

FRPIN - Fundacion Rafael del Pino

Sustainable Finance Disclosures Regulation (SFDR) mandatory statement for financial market participants based on the EU Final Report on Regulatory Technical Standards

ID	INDICATOR	DATA MEASUREMENT
1	GHG Emissions - Scope I (tCO ₂ e)	101.592.439
2	GHG Emissions - Scope II (tCO ₂ e)	5.855.163
3	GHG Emissions - Scope III (tCO ₂ e)	89.582.842
4	Carbon Footprint (tCO ₂ e)	1.693.163
5	GHG Intensity per high impact climate sector (tCO ₂ e/M€)	10,60
6	Exposure to companies active in the fossil fuel sector (%)	100,00%
7	Share of renewable energy consumption & production (%)	70,30%
8	Energy consumption intensity per high impact climate sector	190,3
9	Activities negatively affecting biodiversity-sensitive areas (%)	40,00%
10	Emissions to water (m ³)	267.425.155
11	Hazardous waste ratio (%)	4,58%
12	Violations of UN Global Compact principles and Organisation for Economic Cooperation and Development (OECD) Guidelines for Multinational Enterprises (%)	0,00%
13	Lack of processes and compliance mechanisms to monitor compliance with UN Global Compact principles and OECD Guidelines for Multinational Enterprises (%)	0,00%
14	Unadjusted pay gap (%)	23,34%
15	Board Diversity (%)	29,28%
16	Exposure to controversial weapons (anti-personnel mines, cluster munitions, chemical weapons and biological weapons) (%)	0,00%
17	GHG intensity (environmental) (tCO ₂ e/M€)	7,65
18	Investee countries subject to social violations (%)	0,00%

FRPIN - Fundacion Rafael del Pino

ESG REPORT

ALINEACIÓN DE LOS ODS

Alineación de la cartera de los Objetivos de Desarrollo Sostenible.

ALTO



MEDIO



BAJO



NOTICE AND DISCLAIMER

Neither QVAN nor any of its products or services recommends, endorses, approves or otherwise expresses any opinion regarding any issuer, securities, financial products or instruments or trading strategies and neither QVAN nor any of its products or services is intended to constitute investment advice or a recommendation to make (or refrain from making) any kind of investment decision and may not be relied on as such.

This document and all of the information contained in it, including without limitation all text, data, graphs, charts (collectively, the "Information") is the property of QVAN or its subsidiaries (collectively, "QVAN"), or QVAN's licensors, direct or indirect suppliers or any third party involved in making or compiling any Information (collectively, with QVAN, the "Information Providers") and is provided for informational purposes only. The Information may not be modified, reverse-engineered, reproduced or re-disseminated in whole or in part without prior written permission from QVAN.

Information containing any historical information, data or analysis should not be taken as an indication or guarantee of any future performance, analysis, forecast or prediction. Past performance does not guarantee future results. The Information should not be relied on and is not a substitute for the skill, judgment and experience of the user, its management, employees, advisors and/or clients when making investment and other business decisions. All Information is impersonal and not tailored to the needs of any person, entity or group of persons. None of the Information constitutes an offer to sell (or a solicitation of an offer to buy), any security, financial product or other investment vehicle or any trading strategy. The Information may contain back tested data. Backtested performance is not actual performance, but is hypothetical. There are frequently material differences between backtested performance results and actual results subsequently achieved by any investment strategy.

Any use of or access to products, services or information of QVAN requires a license from QVAN.

The user of the Information assumes the entire risk of any use it may make or permit to be made of the Information. NONE OF THE INFORMATION PROVIDERS MAKES ANY EXPRESS OR IMPLIED WARRANTIES OR REPRESENTATIONS WITH RESPECT TO THE INFORMATION (OR THE RESULTS TO BE OBTAINED BY THE USE THEREOF), AND TO THE MAXIMUM EXTENT PERMITTED BY APPLICABLE LAW, EACH INFORMATION PROVIDER EXPRESSLY DISCLAIMS ALL IMPLIED WARRANTIES (INCLUDING, WITHOUT LIMITATION, ANY IMPLIED WARRANTIES OF ORIGINALITY, ACCURACY, TIMELINESS, NONINFRINGEMENT, COMPLETENESS, MERCHANTABILITY AND FITNESS FOR A PARTICULAR PURPOSE) WITH RESPECT TO ANY OF THE INFORMATION.

Without limiting any of the foregoing and to the maximum extent permitted by applicable law, in no event shall any Information Provider have any liability regarding any of the Information for any direct, indirect, special, punitive, consequential (including lost profits) or any other damages even if notified of the possibility of such damages. The foregoing shall not exclude or limit any liability that may not by applicable law be excluded or limited, including without limitation (as applicable), any liability for death or personal injury to the extent that such injury results from the negligence or willful default of itself, its servants, agents or subcontractors.

Cover photo by Ibrahim Mushan ©